

Review on Hobbipen Pro Airbrushes

By Ron Bailey

www.ronbaileyscarvings.com

Recently, I had the opportunity to test both Hobbipen G520-B Pro and Hobbipen G-520-A Pro airbrushes. Both airbrushes are gravity feed and both airbrushes have 0.2mm nozzles.

The external appearances of the Hobbipen Pro airbrushes are extremely similar to the Iwata airbrushes. The review started by disassembling each airbrush and examining their construction.

I own two Iwata airbrushes, the HP-SB Plus with the 0.2mm nozzle, and the HP-C Plus with a 0.3mm nozzle. These high quality airbrushes would be the standard the Hobbipen Pro airbrushes would be compare to.

The Hobbipen Pro airbrushes have the same airbrush hose fittings as the Iwata. The preset screws have slightly finer threads than the Iwata. The threads are of high quality and operated smoothly. The triggers appeared to be identical to the Iwata, and they operated smoothly.

A digital calliper was used to measure the diameter of the needles. Both measured .0465 inches, which is the same as 0.2mm Iwata needle. They both looked the same, but the Hobbipen Pro needles are 1/8" shorter in length.

The nozzle-chucking nuts of the Hobbipen Pro airbrushes had a nice fit and are interchangeable with the Iwata. The needle caps have the same thread fit as the Iwata and are interchangeable with the Iwata. The fluid nozzles are very similar to Iwata, and have the same thread quality. The air valve body of each airbrush (see for the end), looked identical to the Iwata.

In summary, the construction and quality of the Hobbipen Pro airbrushes are almost identical as the Iwata.

The spray testing consisted of first cleaning and lubricating the needles. Golden brand acrylic airbrush ready paint (black) was used.

An Iwata HP-SB Plus airbrush and a Passche VL-1 were also tested at the same time and with the same paint. The paint was not filtered or thinned. Air pressures were recorded for each test spray. The resulting spray patterns are included at the end of this report.

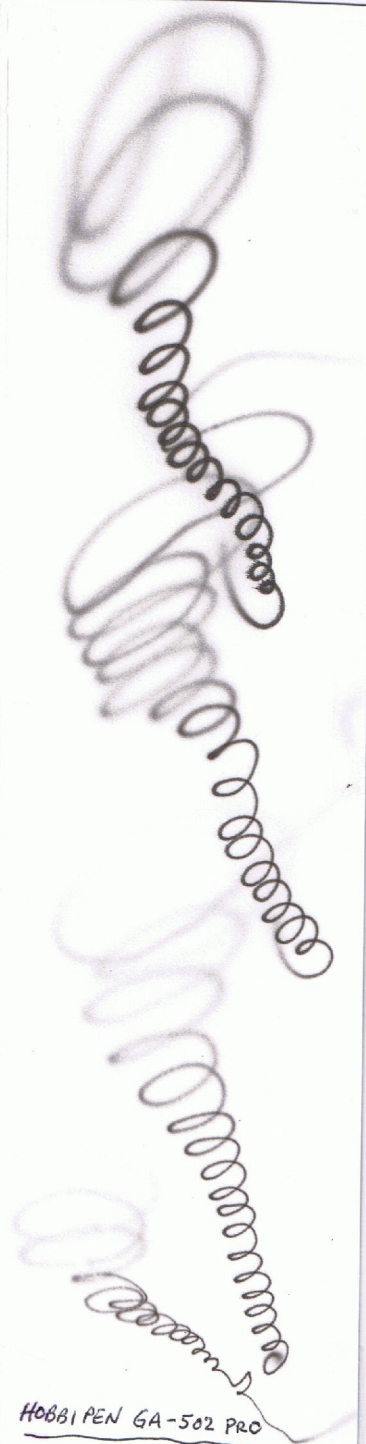
It was found that with little effect, the Hobbipen Pro airbrushes performed extremely well, perhaps slightly better than the Iwata. The Iwata needles may not have been in as good a condition as the Hobbipen Pro airbrushes, since it has been used for a previous project. The Passche could not spray as fine a line as the Hobbipen Pro or Iwata, and it was somewhat awkward in the hand.

Cleaning the Hobbipen Pro airbrushes were quite simple and was quickly performed.


Here are a few comments I have about the HobbiPen Pro airbrushes:

- Hobbipen Pro airbrushes are of high quality and are at very affordable prices.
- Hobbipen Pro airbrushes are the same quality and performance as the Iwata airbrushes.
- I would strongly recommend either Hobbipen Pro airbrushes to the most demanding airbrush artists.

Ron Bailey is a wildlife artist living in London, Ontario and won Second in World Decorative Lifesize, at the World Fish Carving Championships, Reno, Nevada 2007



HOBBIPEN GA-502 PRO
(NEEDLE CAP OFF)
GOLDEN ACRYLIC PAINT
24 PSI R. Baile



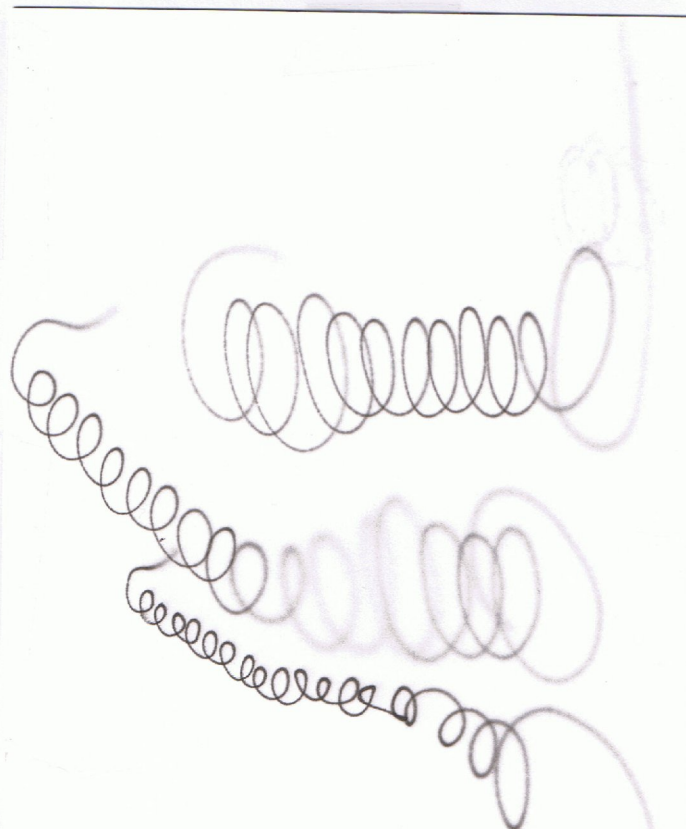
R. Baile

HOBBIPEN GA-502 PRO
(NEEDLE CAP ON)
GOLDEN ACRYLIC PAINT
24 PSI



R. Bailer

HOBBIPEN GA-502 PRO
(NEEDLE CAP ON)
GOLDEN ACRYLIC PAINT
24 psi



HOBBIPEN GA-502 PRO
(NEEDLE CAP OFF)
GOLDEN ACRYLIC PAINT
24 psi

R. Bailer



HOBBI PEN GB-520 PRO
(NEEDLE CAP OFF)
GOLDEN ACRYLIC PAINT
34 psi



R. Baiter



HOBBI PEN GB-520 PRO
(NEEDLE CAP ON) GOLDEN ACRYLIC PAINT

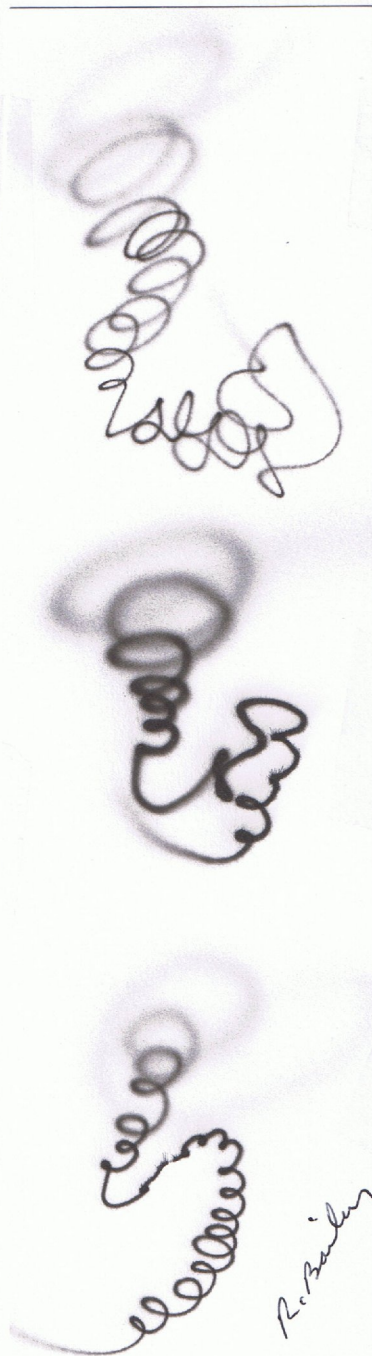


R. Bailey

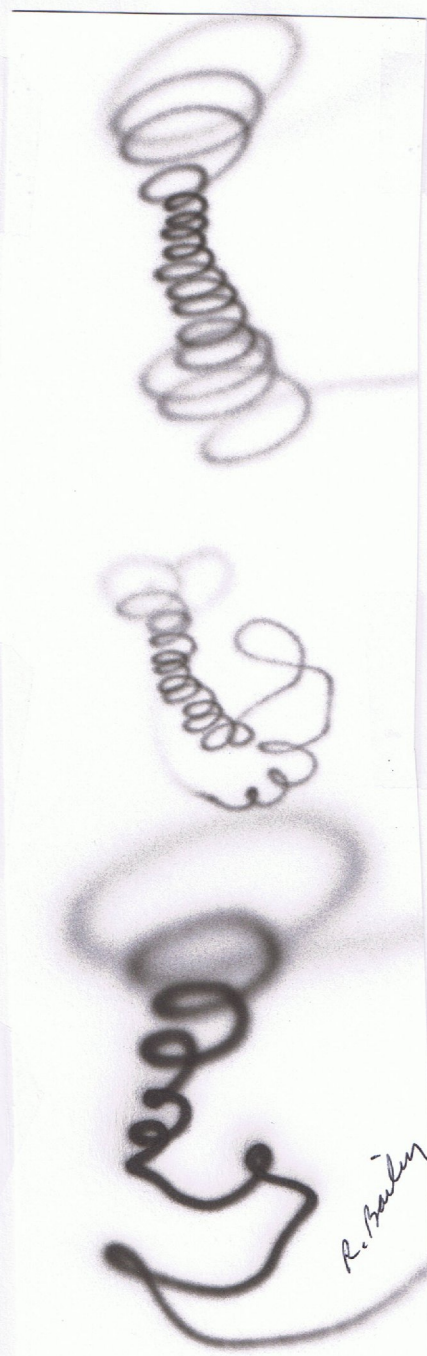
HOBBIPEN GB-520 PRO
(NEEDLE CAP ON)

GOLDEN ACRYLIC PAINT

34 psi

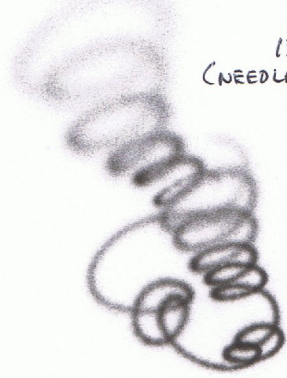


IWATA HP-SB PLUS
 (NEEDLE CAP OFF)
 24 psi
 GOLDEN ACRYLIC PAINT



IWATA HP-SB PLUS
 (NEEDLE CAP ON)
 24 psi
 GOLDEN ACRYLIC PAINT

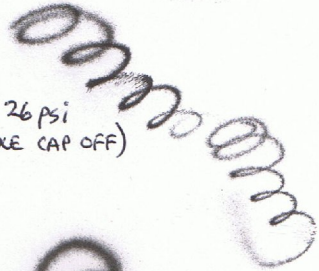
15 psi
(NEEDLE CAP
ON)



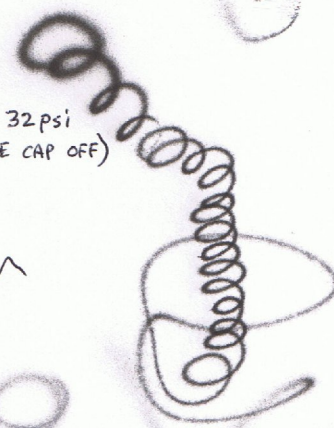
15 psi
(NEEDLE CAP
OFF)



26 psi
(NEEDLE CAP OFF)




32 psi
(NEEDLE CAP OFF)



R. Bailey

38 psi
(NEEDLE CAP OFF)



PAASCHE VL-1
GOLDEN ACRYLIC PAINT